



CastleMoore US Growth Portfolio

August 2024



Investment Objectives

- The objective is relative outperformance of the portfolio's benchmark, the S&P 500 Index.

Investment Strategies



- The portfolio is constructed of stocks selected from the S&P 500 Index universe based on the theories of dynamic reversion to the mean and multiple investment cycles.

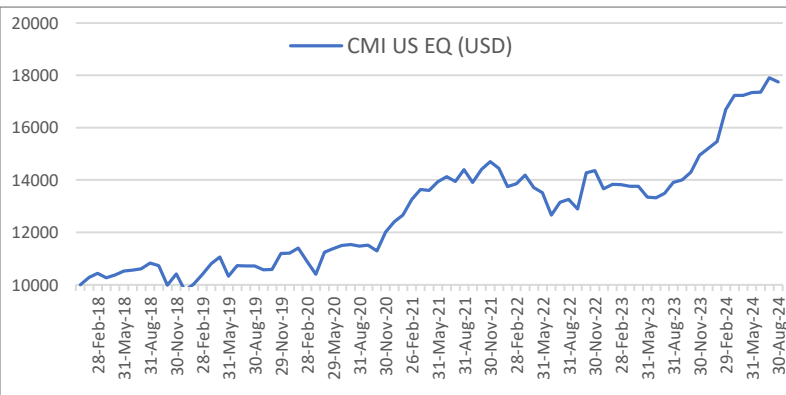
What are the Primary Risks?*

- Company specific and stock market risks.

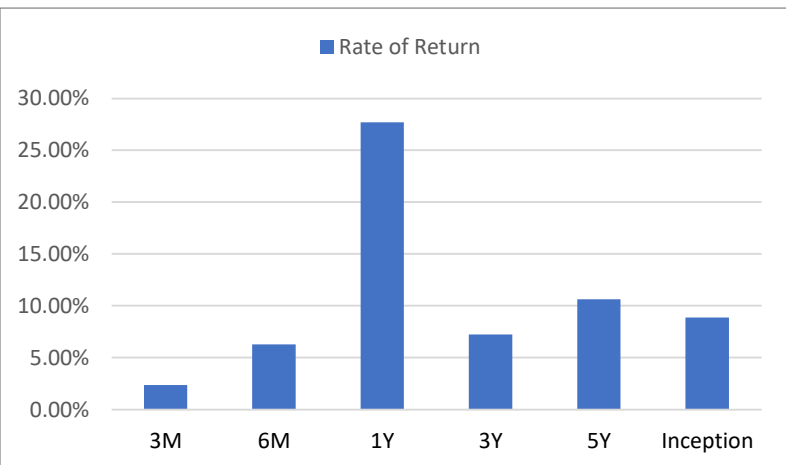
Who Should Invest?

- This portfolio is appropriate for investors with previous active equity management experience and/or a moderate level of risk tolerance and return objectives.

 North America	 Europe	 Currency	 Commodity
 Asia	 Global	 Equity	 Fixed Income
 Relative	 Absolute - Low Risk	 Active < 90 Days	 Active > 90 Days
 Absolute - Medium Risk	 Absolute - High Risk	 Passive < 90 Days	 Passive > 90 Days



Key Measures	
Statistic	CMI US EQ
3M Rate of Return	2.37%
6M Rate of Return	6.28%
1Y Rate of Return	27.69%
3Y Annual Rate of Return	7.24%
5Y Annual Rate of Return	10.63%
Rate of Return since Inception (Dec 29, 2017)	8.87%
Annual Volatility	2.16%



Top Holdings	
Asset Name	Weight
iShares GSCI Commodity Dynamic Roll Strategy ETF	6.40%
United States Cash	5.90%
ProShares VIX Mid-Term Futures ETF	5.80%
Berkshire Hathaway Inc	4.20%
Costco Wholesale Corp	4.20%
Palantir Technologies Inc	4.20%
Corning Inc	4.20%
Aflac Inc	4.00%
Bristol-Myers Squibb Co	4.00%
TerraTech Inc	4.00%

All performance figures and values are net of management and performance fees. Returns are calculated using a time weighted calculation, include currency effects and consolidate accounts under the portfolio model which may include off model holdings. Data is provided by Ndex Systems Inc..

*All investments involve risk. Past performance is not an indicator or guarantee of future performance. The value of securities can change from day to day and due to many variables including but not limited to, market and economic conditions, interest rates, currency fluctuations, inflation and political events.